

SIAT

MAILLIS


XL35

Heavy Duty Carton Sealing Machines


Reliable sealing process thanks to our taping heads



Sturdy "A frame" structure for heavy duty applications



Perfect box control with 75mm height side belts



Easy infeed thanks to benchwork rollers

Reinforced welded steel frame 2mm thickness

Aluminium telescopic legs

CE

for more details:

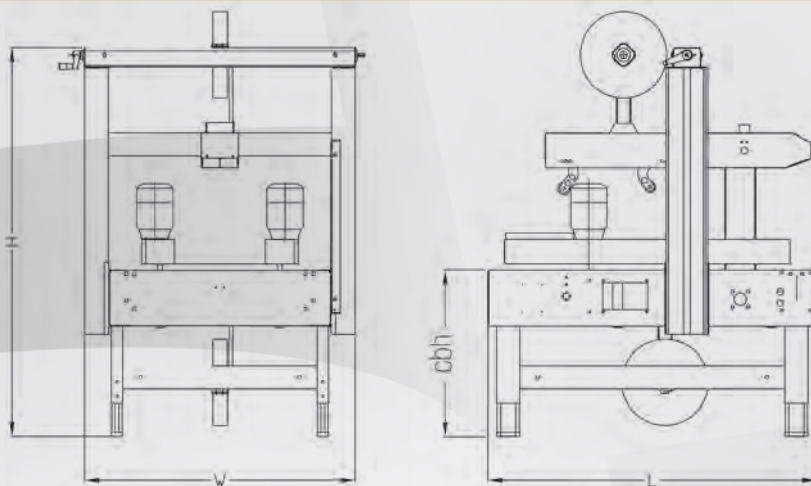


The semi-automatic case sealing **XL35** represents the heavy duty solution in case of uniform size sealing needs. Easy to use and to adjust, it allows the perfect sealing of top and bottom boxes with pressure sensitive tape. Thanks to the self-centering screw adjustment device and the 75mm height belts, the perfect box management is always guaranteed.

XL35 model has been designed in compliance with CE regulations.



other languages: www.siat.com



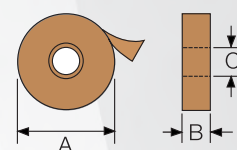
> **Machine dimensions**
 Dimensioni macchina
 Machinemessungen
 Dimensions machine
 Dimensiones de máquina

Size / Weigth packaging			LxWxH
> XL35	185	220	120x106x116

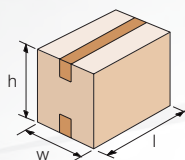
> **XL35**

	Min.	Max
L	938	-
W	1140	-
H	1250	1590
cbh	480	820
AS 77	580	920
AS 80	680	1020

> **Taping units**
 Unità nastranti
 Verschliesseinheiten
 Unitée enrubanneuses
 Unidades de precinto



> **Box dimensions**
 Dimensioni delle scatole
 Kartonabmessungen
 Dimensions des boîtes
 Dimensiones de cajas



> **XL35**


	K11 / K12	
	Min.	Max
l	150	∞
w	130 / 140	500
h	100	500

> **XL35/4**

	K11	
	Min.	Max
l	150	∞
w	105	500
h	100	500

	K11/ K12	
	mm	
A	410 Max	
B	50 / 75	
C	76	

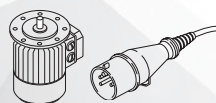
> **Production capacity**
 Capacità di produzione
 Produktionskapazität
 Capacité de production
 Capacidad de producción



> XL35 - XL35/4	Bph
Max pcs.*	1200

* Depending on operator dexterity

> **Standard voltage**
 Voltaggio standard
 Standardspannung
 Tension standard
 Voltaje estándar



> **XL35 - XL35/4**

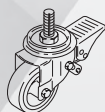
380/415V - 50Hz	
<i>Other voltages available on demand</i>	
Amps	1,08
Power kW	0,26
Phase	3Ph + PE

> **Optionals**
Accessori
Zübehor
Accessories
Accesorios

> **AS80**
 Higher legs
 Set gambe più alte
 Höhere Stützen
 Pieds plus hauts
 Patas más altas



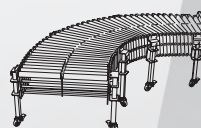
> **AS77**
 Casters
 Set ruote
 Rädchen
 Roulettes
 Ruedas



> **RG**
 Roller conveyor
 Piani a rulli
 Rollenbahnen
 Plans à rouleaux
 Rodillos libres



> **GTL - GTR**
 Extendable conveyor
 Rulliera estensibile
 Ausziehbare rollenbahnen
 Convoyeur extensible
 Rodillos extensibles



> **K-125 / K-250**
 Inkjet printer
 Stampante ad inchiostro
 Tintenstrahldrucker
 Marqueur à jet d'encre
 Impresora de inyección de tinta

