

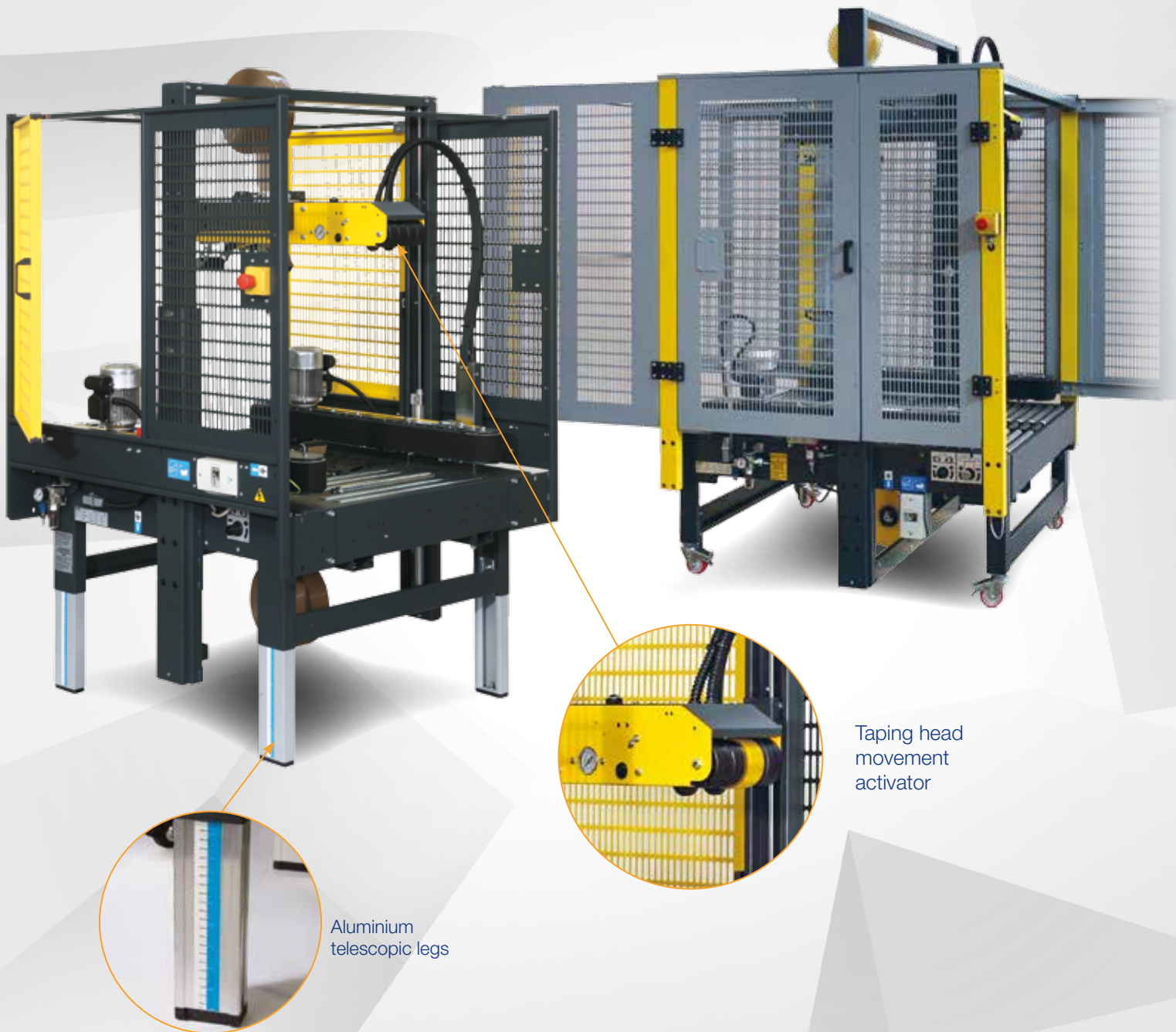
# SIAT

MAILLIS

Carton Sealing Machines

## XL46/XL461

## SM48/SM481



Taping head movement activator

Aluminium telescopic legs

CE

for more details:



XL46



SM48/481

# XL46/XL461

XL46 and XL461 are semi-automatic sealing machines with random adjustment.


It means that these machines are able to adjust themselves on the different box dimensions.

The machines are designed to apply automatically a "C" strip of adhesive tape of the top and bottom of boxes.

Machines adjustments and use are intuitive, simple and fast.

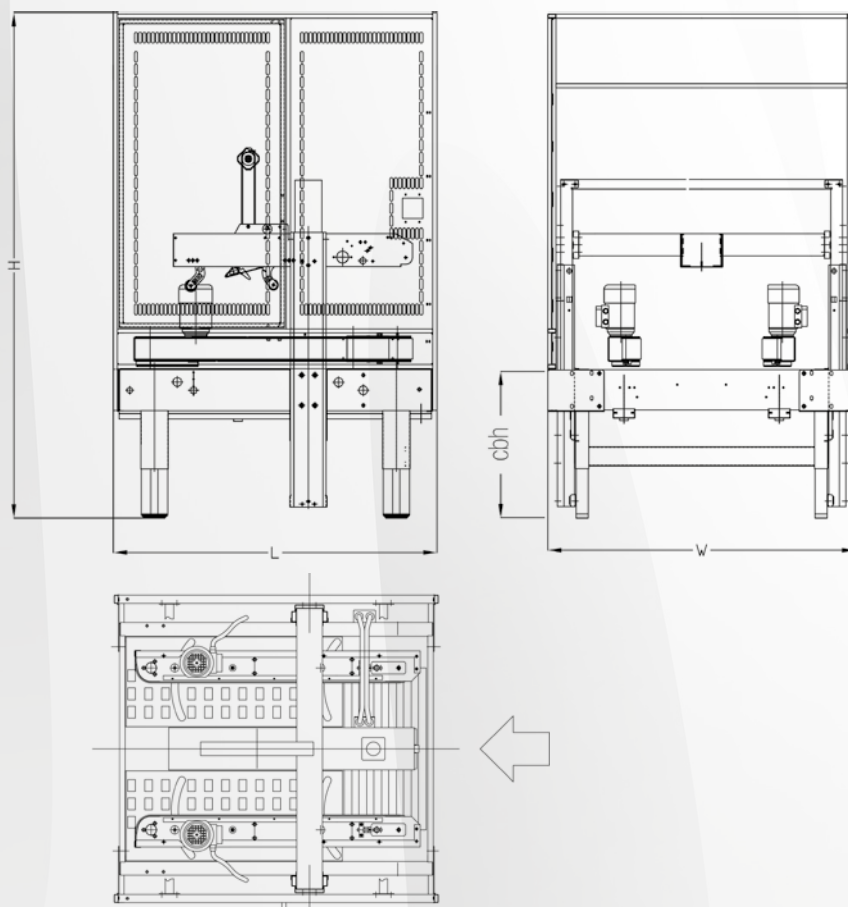
On the XL46 version the rest position of the top taping unit is DOWN: the feeding of boxes is performed manually by an operator.

On the XL461 version the rest position of the top taping unit is UP: thanks to some particular devices the feeding of boxes is performed automatically.



## Key Features

- Automatic adjustment on different box sizes
- Side lower drive belts (2 x 75 mm width each)
- Drive belts speed 20 m/min.
- 2 x Motors kW 0,13 each
- 2 x K12R taping unit - 75 mm width
- Extruded aluminium telescopic legs with millimetric guide
- Locked stop emergency button
- On/Off magneto-thermic switch
- Adjustable descending height stopper of the top taping unit to increase speed rate
- Top head pneumatic pressure regulators
- Safety protections with switches to disconnect electric & pneumatic circuits if opened
- Adjustable working height 445 - 705 mm





# SM48/SM481

SM48 and SM481 are automatic sealing machines with random adjustment.

It means that these machines are able to adjust themselves on the different box dimensions.

Thanks to the top and bottom drive belts and the K12R taping unit, they allow the perfect sealing of the box.

Machines adjustments and use are intuitive, simple and fast.

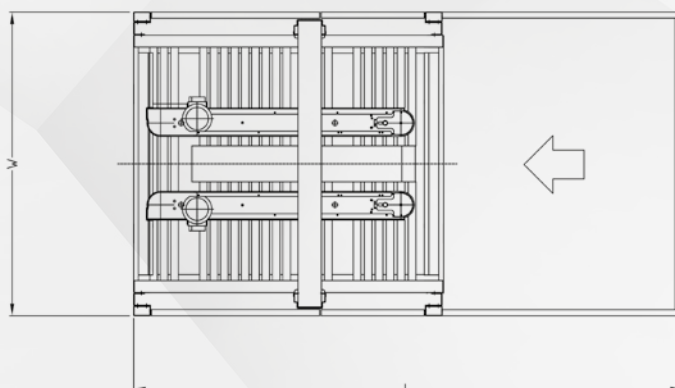
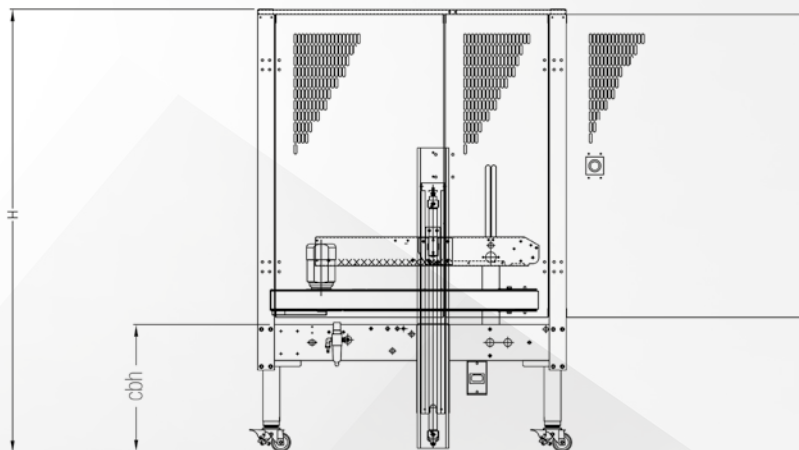
On the SM48 version the rest position of the top taping unit is DOWN: the feeding of boxes is performed manually by an operator.

On the SM481 version the rest position of the top taping unit is UP: thanks to some particular devices the feeding of boxes is performed automatically.






## Key Features

- Automatic adjustment on different box sizes
- Side lower drive belts (2 x 75 mm width each)
- Drive belts speed 20 m/min.
- 2 x Motors kW 0,13 each
- 2 x K12R taping unit - 75 mm width
- Extruded aluminium telescopic legs with millimetric guide
- Locked stop emergency button
- On/Off magneto-thermic switch
- Adjustable descending height stopper of the top taping unit to increase speed rate
- Top head pneumatic pressure regulators
- Safety protections with switches to disconnect electric & pneumatic circuits if opened
- Adjustable working height 500 - 750 mm



## &gt; Machine dimensions

Dimensioni macchina  
 Machinemessungen  
 Dimensions machine  
 Dimensiones de máquina

Size / Weight packaging			LxWxH 
> XL46 / 461	220	295	125x125x140
> SM48 / 481	220	295	160x160x205

## &gt; XL46 / XL 461

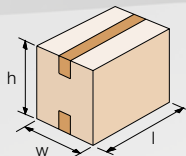
	Min.	Max
L	1180	-
W	1120	-
H	1490	1750
cbh	445	705
AS 77	545	905
AS 80	645	1025

## &gt; SM48 / SM481

	Min.	Max
L	2280	-
W	1260	-
H	1740	1890
cbh	430	580
AS 77	530	680
AS 80	630	780

## &gt; Box dimensions

Dimensioni delle scatole  
 Kartonabmessungen  
 Dimensions des boîtes  
 Dimensiones de cajas



## &gt; XL46 / XL 461

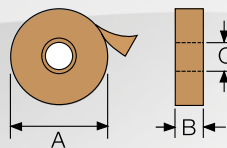
	K12R std. / K11R on demand	
	Min.	Max
l	150	∞
w	140	650
h	100	650

## &gt; SM48 / SM481

	K12R	
	Min.	Max
l	200	∞
w	200	800
h	120	800

## &gt; Taping units

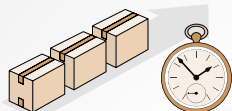
Unità nastranti  
 Verschlusseinheiten  
 Unités enrubanneuses  
 Unidades de precinto



	K11R/ K12R
	mm
A	410 Max
B	50 / 75
C	76

## &gt; Production capacity

Capacità di produzione  
 Produktionskapazität  
 Capacité de production  
 Capacidad de producción



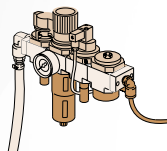
> XL46 / XL 461	Bph
Max pcs.*	600

> SM48 / SM481	Bph
Max pcs.*	600

\* Always based on shorter manageable box

## &gt; Air consumption

Consumo aria  
 Luftverbrauch  
 Consommation d'air  
 Consumo de aire



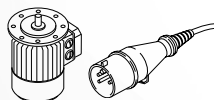
> XL46 / XL 461	NL.
Cycle	12

> SM48 / SM481	NL.
Cycle	14

from 5,5 bar to 7 bar

## &gt; Standard voltage

Voltaggio standard  
 Standardspannung  
 Tension standard  
 Voltaje estándar



## &gt; XL46 / XL 461

380/400V - 50Hz - 3F	
440V - 60Hz - 3F	
Amps	1,08
Power kW	0,26
Phase	3Ph + N + PE

## &gt; SM48 / SM481

380/400V - 50Hz - 3F	
440V - 60Hz - 3F	
Amps	1,08
Power kW	0,26
Phase	3Ph + N + PE

## &gt; Optionals

Accessori  
 Zubehör  
 Accessories  
 Accesorios

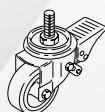
## &gt; AS50

Higher legs  
 Set gambe più alte  
 Höhere Stützen  
 Pieds plus hauts  
 Patas más altas



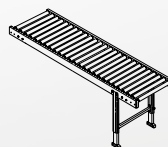
## &gt; AS77

Casters  
 Set ruote  
 Rädchen  
 Roulettes  
 Ruedas



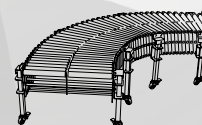
## &gt; RG

Roller conveyor  
 Piani a rulli  
 Rollenbahnen  
 Plans à rouleaux  
 Rodillos libres



## &gt; GTL - GTR

Extendable conveyor  
 Rulliera estensibile  
 Ausziehbare rollenbahnen  
 Convoyeur extensible  
 Rodillos extensibles



# SIAT

SIAT S.p.A.

Via Puecher, 22 - 22078 Turate (CO) Italy  
 Tel +39.02.964951 • Fax +39.02.9689727  
 www.siat.com • siat@siat.com